

VENTSHIELD | High Performance Vent/Filter Composites VP Shielding

Our VP Shielding honeycomb ventilation panels can be custom manufactured from steel, brass or stainless steel. When selecting the material, corrosion resistance relevant to the application environment should be considered along with the attenuation requirements.

Typical construction styles are shown in figures A & B (other styles are available). Typical attenuation figures for the material types and thickness options are shown below. Both rectangular and circular styles are available. Various plating and gasket options are available and should be discussed at the time of ordering. The VP Shielding ventilation panels are manufactured to customer specification and a detailed drawing should be supplied.

Applications:

High performance steel, brass & stainless steel vents are designed for demanding applications such as screened rooms, military applications and shelters where high attenuation is required across the frequency range and particularly in the H-field. This range of ventilation panels are especially suitable for EMP and TEMPEST applications.

Specifications:

Standard Cell Sizes (Opening x Depth)

3.2 x 6.4mm	3.2 x 25.4mm	4.8 x 19.2mm
3.2 x 12.7mm	4.8 x 6.4mm	4.8 x 25.4mm
3.2 x 16mm	4.8 x 12.7mm	6.4 x 12.7mm
3.2 x 19.2mm	4.8 x 16mm	6.4 x 25.4mm

Performance: Typical Attenuation dB

FREQUENCY	FIELD	BRASS	BRASS	BRASS	STEEL	STEEL	STEEL	S/STEEL	S/STEEL	S/STEEL
		3.2mm Cell 12.7mm Thick	3.2mm Cell 25.4mm Thick	4.8mm Cell 25.4mm Thick	3.2mm Cell 12.7mm Thick	3.2mm Cell 25.4mm Thick	4.8mm Cell 25.4mm Thick	3.2mm Cell 12.7mm Thick	3.2mm Cell 25.4mm Thick	4.8mm Cell 12.7mm Thick
1 KHz	H	13	25	20	16	30	29	16	30	29
10 KHz	H	38	80	70	50	85	72	50	85	72
100 KHz	H	80	100	95	90	118	108	90	118	108
1 MHz	H	105	110	110	110	118	115	110	118	115
10 MHz	H	105	110	110	110	118	115	110	118	115
1 KHz	E	110	110	110	110	111	111	110	111	111
10 KHz	E	115	115	115	115	115	115	115	115	115
100 KHz	E	115	120	120	115	120	120	115	115	120
1 MHz	E	115	120	120	115	120	120	115	115	120
10 MHz	E	115	120	120	115	120	120	115	115	120
100 MHz	P	115	130	130	115	130	130	115	115	130
400 MHz	P	115	130	130	115	130	130	115	115	130
1 GHz	P	105	120	120	105	120	120	105	105	120
10 GHz	P	105	120	120	105	120	120	105	105	120

Note: Performance will be affected by the type of mounting used. Figures based on 300mm x 300mm test pieces.

How to order:

Produced to customer drawings.

Tolerances:

Overall dimensions $\pm 0.8\text{mm}$
Fixing holes/fasteners $\pm 0.5\text{mm}$
with jigs $\pm 0.2\text{mm}$

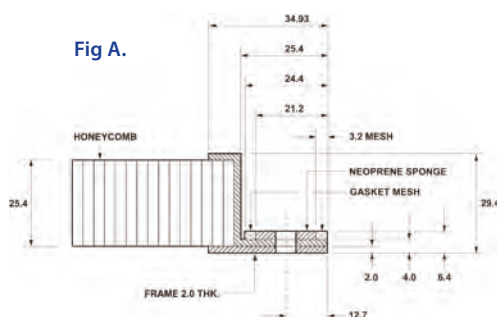

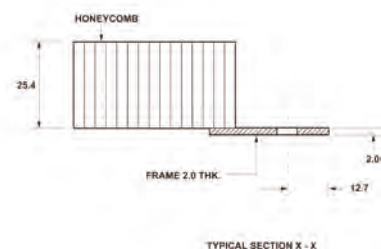


Fig B.



P & P Technology Ltd
Unit 5 Cherry Tree
Wethersfield Road
Halstead, Essex CO9 3LZ

T: +44 (0) 1376 550 525
W: www.p-p-t.co.uk
E: info@p-p-t.co.uk